

Motore/Engine

BRAND	LOMBARDINI
Type	15LD440
Power	8,0 kW / 10,9 HP
Cyl.	1
Capacity	441
Cooling	Air
Rpm	3600
Start-up	Manual - Recoil starting
Fuel	Diesel

Pompa/Pump

BRAND	VARISCO
Type	EU 4 - 100
IN / OUT	DN100 / DN100
Impeller	n° 1
Mat. Impeller	Cast Iron

Prestazioni/Performance

Performance	3600 Rpm	
mc/h	130	
mt	24	
kW	6,7	
Solids ø mm	38	

Versioni/Version

Version	Open	x
	Silent	---
	S-Silent	---






Serbatoio/Tank

On board	6,0 Lt.	---
----------	---------	-----

Immagini/Pictures



Dimensioni/Dimensions

	88 kg
 H:	70 mm
 W:	58 mm
 L:	93 mm
 Truck:	1,0 m

Centralina/Control unit

BRAND	---
Type	---
Voltage	---