

Motore/Engine

BRAND	HONDA
Type	GX390
Power	9,6 kW / 13,0 HP
Cyl.	1
Capacity	389
Cooling	Air
Rpm	3600
Start-up	Manual - Recoil starting
Fuel	Petrol

Pompa/Pump

BRAND	VARISCO
Type	ETP2500
IN / OUT	DN100 / DN100
Impeller	n° 1
Mat. Impeller	Aluminium

Prestazioni/Performance

Performance	3600 Rpm	
mc/h	150	
mt	28	
kW	9,6	
Solids ø mm	40	

Versioni/Version

Version	Open	x
	Silent	---
	S-Silent	---






Serbatoio/Tank

On board	6,5 Lt.	---
----------	---------	-----

Immagini/Pictures



Dimensioni/Dimensions

		73 kg
	H:	53 mm
	W:	56 mm
	L:	95 mm
	Truck:	1,0 m

Centralina/Control unit

BRAND	---
Type	---
Voltage	---

