

Motore/Engine

BRAND	HONDA
Type	GX160
Power	4,0 kW / 5,5 HP
Cyl.	1
Capacity	160
Cooling	Air
Rpm	3600
Start-up	Manual - Recoil starting
Fuel	Petrol

Pompa/Pump

BRAND	VARISCO
Type	ET2P
IN / OUT	DN50 / DN50
Impeller	n° 1
Mat. Impeller	Aluminium

Prestazioni/Performance

Performance	3600 Rpm	
mc/h	51	
mt	28	
kW	2,9	
Solids ø mm	27	

Versioni/Version

Version	Open	x
	Silent	---
	S-Silent	---






Serbatoio/Tank

On board	3,6 Lt.	---
----------	---------	-----

Immagini/Pictures



Dimensioni/Dimensions

	32 kg
	H: 47 mm
	W: 44 mm
	L: 60 mm
	Truck: 1,0 m

Centralina/Control unit

BRAND	---
Type	---
Voltage	---

